

The Third Book of the

4

HARPSICORD MASTER.

























*Being A Collection of Choice LESSONS
with Song Tunes and Town Ayres, fitted
to the HARPSICORD or SPINNET.*

BY
M^r: Ier: Clark }
M^r: Barrett } { M^r: Croft
and other Masters

*The Ayres and Lessons plac'd on five lines, it being
now the Generall way of Practice,
Likewise at the end of the Book is added plain and Easy
Rules for Learners, made by the late famous M^r: Hen Purcell*

————— The whole Engraven in A very rare Character —————

LONDON printed & Sold by I. Walsh. Musicall Instrument maker in ordinary to
his Majesty, at the Golden Harp & Hautboy in Catherine Street near Somerset house in
the Strand, & I Hare Musicall instrument maker at y^e Golden Violin S^t: Pauls Church
Yard & at his Shop in Freemans yard in Cornhill near the Royall Exchange 1702.



A Shake is mark'd thus  explain'd thus  a beat mark'd thus  explain'd thus  a plain note & shake thus  explain'd thus  a fore fall mark'd thus  explain'd thus  a back fall mark'd thus  explain'd thus  a marke for the turn thus  explain'd thus  the mark for the shake turn'd thus  explain'd thus  observe that you allwayes shake from the note above and beat from the note or half note below, according to the key you play in, and for the plain note & shake, if it be a note without a point you are to hold half the quantity of it plain, & that upon the note above that which is mark'd and shake the other half, but if it be a note with a point to it, you are to hold all the note plain, and shake only the point, a Stur is mark'd thus  explain'd thus  the mark for the battery thus  explain'd thus  the bass Clift mark'd thus  the Tenner Clift thus  y^e Treble Clift thus  a bar is mark'd thus  at y^e end of every time that it may be the more easy to keep time, a Double bar is mark'd thus  and sett down at the end of every Straine which imports you must play the straine twice, a repeat is mark'd thus  and signifies you must repeat from the note to the end of y^e Straine, or les on, to know what key a tune is in, observe y^e last note or Close of y^e tune for by that note y^e key is nam'd all Rond o end with y^e first straine.

Notes Ascending

Notes Descending

Right hand the fingers to ascend are the 3^d & 4th to descend y^e 3^d & 2^d.

Left hand the fingers to ascend are y^e 3^d & 4th to descend y^e 3^d & 2^d.

The image shows two staves of musical notation. The top staff is for the right hand, showing ascending and descending scales with fingerings: 3, 4, 3, 4, 3, 4, 5, 5, 4, 3, 2, 3, 2, 3, 2, 3, 2. The bottom staff is for the left hand, showing ascending and descending scales with fingerings: 3, 4, 3, 4, 3, 4, 5, 5, 4, 3, 2, 3, 2, 3, 2, 3, 2.

Observe in y^e fingering of your right hand your Thumb is y^e first so on to y^e fifth.

In y^e fingering of your left hand your little finger is y^e first soe on to the fifth.

A Farewell by M^r. Clark

Slow

The musical score is written on ten staves, organized into five systems of two staves each. The notation includes treble and bass clefs, a key signature of two flats (B-flat and E-flat), and a 3/4 time signature. The music features a variety of note values, including eighth and sixteenth notes, as well as rests. There are several dynamic markings, such as accents and slurs, and some specific performance instructions like 'I' and '2' under a slur. The score concludes with a double bar line and a final cadence.